














SUGGESTED ROUTE TO SCHOOL PLAN for Valley View Elementary

LEGEND

-  Suggested Crossing (Crucero Sugerido)
-  Pedestrian Walkway (Paseo) (Paseo Para Peatonos)
-  3-Way Stop (3-Via Alto Signo)
-  4-Way Stop (4-Via Alto Signo)
-  Crossing Guard (Guardia Del Crucero)
-  Primary Entrance (Primera Entrada)
-  Secondary Entrance (Segunda Entrada)
-  Signal and Crossing Guard (Señal y Guardia de Crucero)
-  Traffic Signal (Señal de Trafico)
-  School Location (Localidad de Escuela)
-  Pedestrian Overhead Walkway (Paseo) (Puente para Peatonos)

