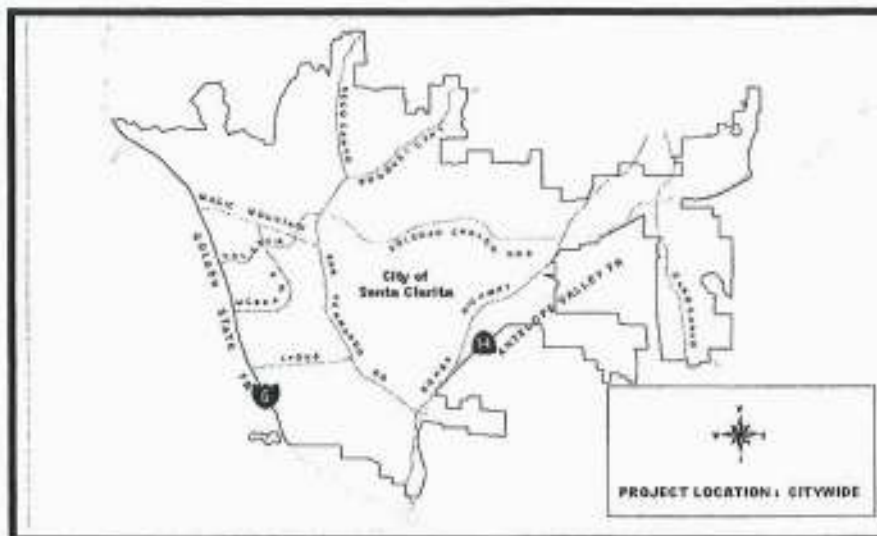


Project Location:
Citywide.



Description: This effort will install traffic detector stations at locations Citywide to enhance the City's traffic monitoring efforts. It will implement other technologies such as closed-circuit television; a communications interface to allow for e-mail/website communications; and trailblazer signs at various locations throughout the City to alert motorists of traffic conditions.

Justification: The information collected from the detectors will be fed into the City's traffic monitoring station, allowing for immediate communications to residents. This technology promotes the reduction of traffic congestion in the vicinity of an incident by alerting motorists of potential hazards and delays.

Project Status: In progress. **Department:** Public Works **Project Supervisor:** Curtis Nay

Project Cost Est. (\$):

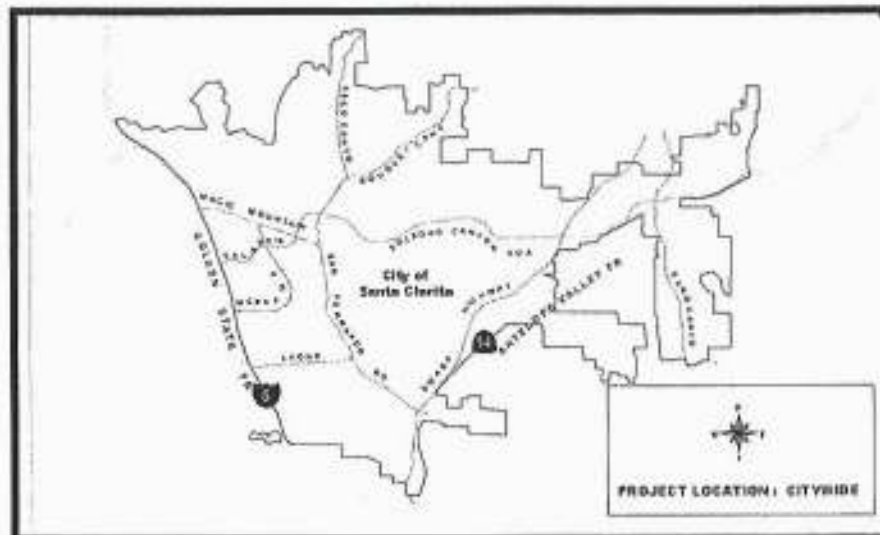
| <u>Expenditure/Category:</u> | <u>Prior Years</u> | <u>2008-09</u> | <u>2009-10</u> | <u>2010-11</u> | <u>2011-12</u> | <u>2012-13</u> | <u>Total</u> |
|------------------------------|--------------------|-----------------|----------------|----------------|----------------|----------------|--------------------|
| Environ/NPDES | 0 | 0 | 0 | 0 | 0 | 0 | 0 |
| Design/Plan Review | 0 | 0 | 0 | 0 | 0 | 0 | 0 |
| Right-of-Way | 0 | 0 | 0 | 0 | 0 | 0 | 0 |
| Construction | 2,418,181 | 0 | 0 | 0 | 0 | 0 | 2,418,181 |
| Inspection & Admin | 20,000 | 20,000 | 0 | 0 | 0 | 0 | 40,000 |
| Contingency | 241,818 | 0 | 0 | 0 | 0 | 0 | 241,818 |
| Total Costs: | \$2,679,999 | \$20,000 | \$0 | \$0 | \$0 | \$0 | \$2,699,999 |

Project Funding:

| <u>Funding Source:</u> | <u>Prior Years</u> | <u>2008-09</u> | <u>2009-10</u> | <u>2010-11</u> | <u>2011-11</u> | <u>2012-13</u> | <u>Total</u> |
|--------------------------|--------------------|-----------------|----------------|----------------|----------------|----------------|--------------------|
| Developer | 500,000 | 0 | 0 | 0 | 0 | 0 | 500,000 |
| FHWA - CMAQ | 1,250,000 | 0 | 0 | 0 | 0 | 0 | 1,250,000 |
| Prop. C Local | 450,000 | 0 | 0 | 0 | 0 | 0 | 450,000 |
| Streetlight Maint. Dist. | 479,999 | 20,000 | 0 | 0 | 0 | 0 | 499,999 |
| | 0 | 0 | 0 | 0 | 0 | 0 | 0 |
| | 0 | 0 | 0 | 0 | 0 | 0 | 0 |
| | 0 | 0 | 0 | 0 | 0 | 0 | 0 |
| Priority Unfunded | 0 | 0 | 0 | 0 | 0 | 0 | 0 |
| Total Costs: | \$2,679,999 | \$20,000 | \$0 | \$0 | \$0 | \$0 | \$2,699,999 |

Impact On Operations: None.

Project Location:
Citywide.



Description: This effort will add traffic detector stations at locations Citywide to enhance the City's traffic monitoring efforts. It will implement other technologies such as closed-circuit television, and a communications interface to allow for e-mail/website communications.

Justification: The information collected from the detectors will be fed into the City's traffic monitoring station, allowing for immediate communications to residents. This technology promotes the reduction of traffic congestion in the vicinity of an incident by alerting motorists of potential hazards and delays.

Project Status: Approved. **Department:** Public Works **Project Supervisor:** Curtis Nay

Project Cost Est. (\$):

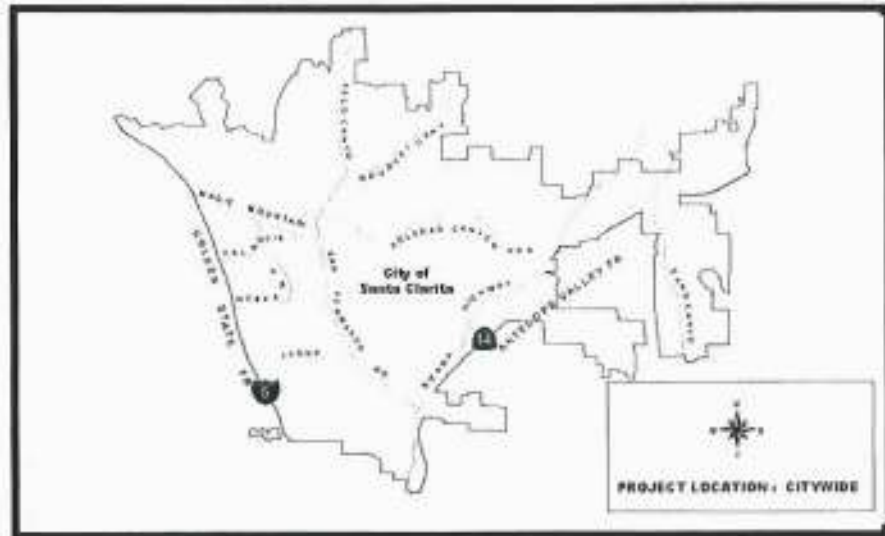
| <u>Expenditure/Category:</u> | <u>Prior Years</u> | <u>2008-09</u> | <u>2009-10</u> | <u>2010-11</u> | <u>2011-12</u> | <u>2012-13</u> | <u>Total</u> |
|------------------------------|--------------------|--------------------|----------------|----------------|----------------|----------------|--------------------|
| Environ/NPDES | 0 | 0 | 0 | 0 | 0 | 0 | 0 |
| Design/Plan Review | 0 | 335,600 | 0 | 0 | 0 | 0 | 335,600 |
| Right-of-Way | 0 | 0 | 0 | 0 | 0 | 0 | 0 |
| Construction | 0 | 2,700,000 | 0 | 0 | 0 | 0 | 2,700,000 |
| Inspection & Admin | 0 | 50,400 | 0 | 0 | 0 | 0 | 50,400 |
| Contingency | 0 | 270,000 | 0 | 0 | 0 | 0 | 270,000 |
| Total Costs: | \$0 | \$3,356,000 | \$0 | \$0 | \$0 | \$0 | \$3,356,000 |

Project Funding:

| <u>Funding Source:</u> | <u>Prior Years</u> | <u>2008-09</u> | <u>2009-10</u> | <u>2010-11</u> | <u>2011-11</u> | <u>2012-13</u> | <u>Total</u> |
|--------------------------|--------------------|--------------------|----------------|----------------|----------------|----------------|--------------------|
| Prop. C Grant | 0 | 2,181,000 | 0 | 0 | 0 | 0 | 2,181,000 |
| Prop. C Local | 0 | 575,000 | 0 | 0 | 0 | 0 | 575,000 |
| Streetlight Maint. Dist. | 0 | 600,000 | 0 | 0 | 0 | 0 | 600,000 |
| | 0 | 0 | 0 | 0 | 0 | 0 | 0 |
| | 0 | 0 | 0 | 0 | 0 | 0 | 0 |
| | 0 | 0 | 0 | 0 | 0 | 0 | 0 |
| | 0 | 0 | 0 | 0 | 0 | 0 | 0 |
| | 0 | 0 | 0 | 0 | 0 | 0 | 0 |
| Priority Unfunded | 0 | 0 | 0 | 0 | 0 | 0 | 0 |
| Total Costs: | \$0 | \$3,356,000 | \$0 | \$0 | \$0 | \$0 | \$3,356,000 |

Impact On Operations: None.

Project Location:
Citywide.



Description: This effort project will replace the remaining the video detection systems that were not completed in the previous phase. The systems to be replaced are located at Granary Square and Sierra Highway at Linda Vista.

Justification: The existing video detection systems are nearing the end of their operational life. Replacing the equipment with new technology will improve vehicle detection and traffic signal operation.

Project Status: Approved. **Department:** Public Works **Project Supervisor:** Andrew Yi

Project Cost Est. (\$):

| <u>Expenditure/Category:</u> | <u>Prior Years</u> | <u>2008-09</u> | <u>2009-10</u> | <u>2010-11</u> | <u>2011-12</u> | <u>2012-13</u> | <u>Total</u> |
|------------------------------|--------------------|-----------------|----------------|----------------|----------------|----------------|-----------------|
| Environ/NPDES | 0 | 0 | 0 | 0 | 0 | 0 | 0 |
| Design/Plan Review | 0 | 0 | 0 | 0 | 0 | 0 | 0 |
| Right-of-Way | 0 | 0 | 0 | 0 | 0 | 0 | 0 |
| Construction | 0 | 70,000 | 0 | 0 | 0 | 0 | 70,000 |
| Inspection & Admin | 0 | 0 | 0 | 0 | 0 | 0 | 0 |
| Contingency | 0 | 0 | 0 | 0 | 0 | 0 | 0 |
| Total Costs: | \$0 | \$70,000 | \$0 | \$0 | \$0 | \$0 | \$70,000 |

Project Funding:

| <u>Funding Source:</u> | <u>Prior Years</u> | <u>2008-09</u> | <u>2009-10</u> | <u>2010-11</u> | <u>2011-11</u> | <u>2012-13</u> | <u>Total</u> |
|--------------------------|--------------------|-----------------|----------------|----------------|----------------|----------------|-----------------|
| Streetlight Maint. Dist. | 0 | 70,000 | 0 | 0 | 0 | 0 | 70,000 |
| | 0 | 0 | 0 | 0 | 0 | 0 | 0 |
| | 0 | 0 | 0 | 0 | 0 | 0 | 0 |
| | 0 | 0 | 0 | 0 | 0 | 0 | 0 |
| | 0 | 0 | 0 | 0 | 0 | 0 | 0 |
| | 0 | 0 | 0 | 0 | 0 | 0 | 0 |
| | 0 | 0 | 0 | 0 | 0 | 0 | 0 |
| | 0 | 0 | 0 | 0 | 0 | 0 | 0 |
| Priority Unfunded | 0 | 0 | 0 | 0 | 0 | 0 | 0 |
| Total Costs: | \$0 | \$70,000 | \$0 | \$0 | \$0 | \$0 | \$70,000 |

Impact On Operations: None.

