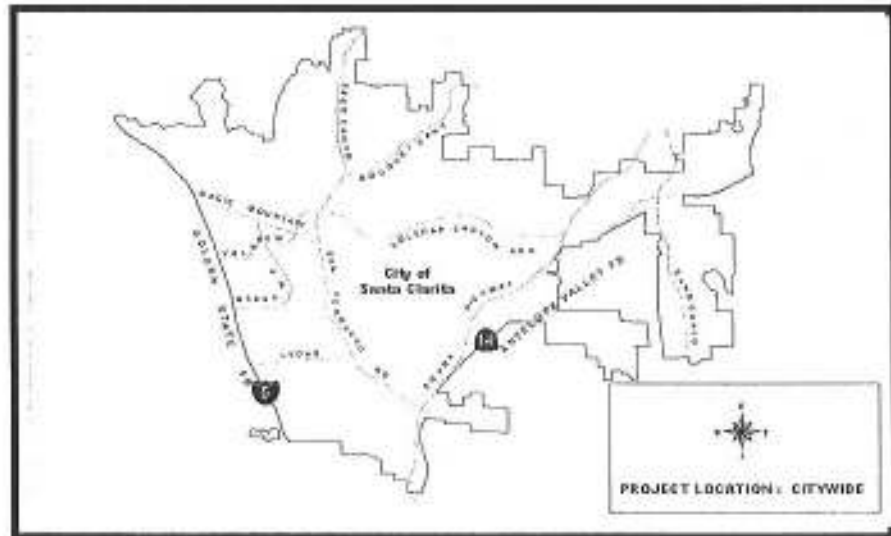


Project Location:
Citywide.



Description: This project will restripe Whites Canyon Road between Soledad Canyon Road and Steinway Street; Via Princessa between Whites Canyon Road and Sierra Highway; Copperhill Drive between Newhall Ranch Road and Alta Vista; Magic Mountain Parkway between Citrus Street and Valencia Boulevard, and implement a dual left-turn at Valencia Blvd. and Rockwell Canyon Road.

Justification: The restriping efforts will increase capacity of the roadway, reducing delays and improving traffic flow along these major arterials.

Project Status: Approved. **Department:** Public Works **Project Supervisor:** Andrew Yi

Project Cost Est. (\$):

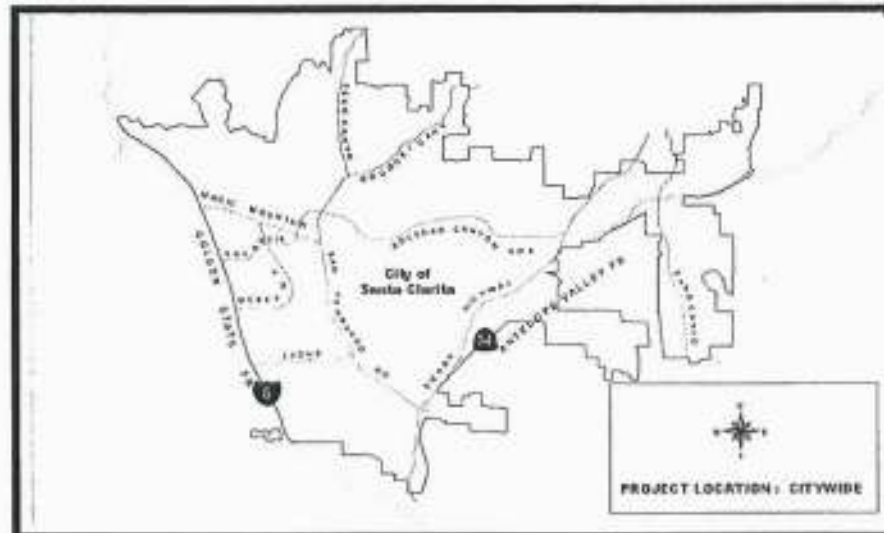
| <u>Expenditure/Category:</u> | <u>PriorYears</u> | <u>2008-09</u> | <u>2009-10</u> | <u>2010-11</u> | <u>2011-12</u> | <u>2012-13</u> | <u>Total</u> |
|------------------------------|-------------------|------------------|-----------------|----------------|----------------|----------------|------------------|
| Environ/NPDES | 0 | 0 | 0 | 0 | 0 | 0 | 0 |
| Design/Plan Review | 0 | 0 | 0 | 0 | 0 | 0 | 0 |
| Right-of-Way | 0 | 0 | 0 | 0 | 0 | 0 | 0 |
| Construction | 0 | 88,000 | 83,000 | 0 | 0 | 0 | 171,000 |
| Inspection & Admin | 0 | 2,000 | 2,000 | 0 | 0 | 0 | 4,000 |
| Contingency | 0 | 10,000 | 10,000 | 0 | 0 | 0 | 20,000 |
| Total Costs: | \$0 | \$100,000 | \$95,000 | \$0 | \$0 | \$0 | \$195,000 |

Project Funding:

| <u>Funding Source:</u> | <u>PriorYears</u> | <u>2008-09</u> | <u>2009-10</u> | <u>2010-11</u> | <u>2011-11</u> | <u>2012-13</u> | <u>Total</u> |
|------------------------|-------------------|------------------|----------------|----------------|----------------|----------------|------------------|
| Prop. 42 | 0 | 100,000 | 0 | 0 | 0 | 0 | 100,000 |
| | 0 | 0 | 0 | 0 | 0 | 0 | 0 |
| | 0 | 0 | 0 | 0 | 0 | 0 | 0 |
| | 0 | 0 | 0 | 0 | 0 | 0 | 0 |
| | 0 | 0 | 0 | 0 | 0 | 0 | 0 |
| | 0 | 0 | 0 | 0 | 0 | 0 | 0 |
| | 0 | 0 | 0 | 0 | 0 | 0 | 0 |
| | 0 | 0 | 0 | 0 | 0 | 0 | 0 |
| Priority Unfunded | 0 | 0 | 0 | 0 | 0 | 0 | 0 |
| Total Costs: | \$0 | \$100,000 | \$0 | \$0 | \$0 | \$0 | \$100,000 |

Impact On Operations: None.

Project Location:
Citywide.



Description: This project will make modifications to selected medians within the City where traffic flow may be impeded by left-turning traffic. The selected site will be determined by Citywide reviews of existing conditions during peak volume times.

Justification: Each year the City dedicates a portion of the capital budget for this effort. This annual commitment improves traffic circulation by addressing necessary modifications to raised medians where traffic flow is impeded by left-turning vehicles.

Project Status: Approved. **Department:** Public Works **Project Supervisor:** Andrew Yi

Project Cost Est. (\$):

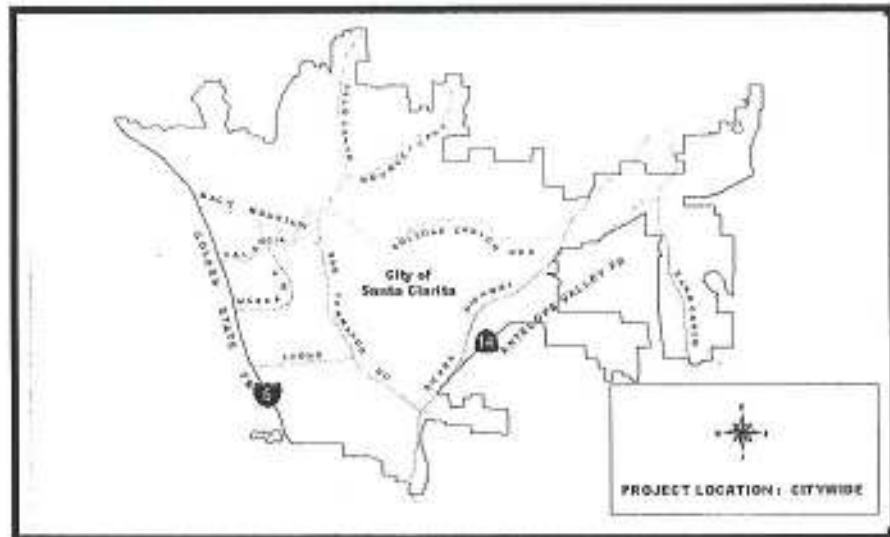
| <u>Expenditure/Category:</u> | <u>Prior Years</u> | <u>2008-09</u> | <u>2009-10</u> | <u>2010-11</u> | <u>2011-12</u> | <u>2012-13</u> | <u>Total</u> |
|------------------------------|--------------------|-----------------|-----------------|-----------------|-----------------|-----------------|------------------|
| Environ/NPDES | 0 | 2,000 | 2,000 | 2,000 | 2,000 | 2,000 | 10,000 |
| Design/Plan Review | 0 | 4,000 | 4,000 | 4,000 | 4,000 | 4,000 | 20,000 |
| Right-of-Way | 0 | 0 | 0 | 0 | 0 | 0 | 0 |
| Construction | 0 | 40,000 | 40,000 | 40,000 | 40,000 | 40,000 | 200,000 |
| Inspection & Admin | 0 | 0 | 0 | 0 | 0 | 0 | 0 |
| Contingency | 0 | 4,000 | 4,000 | 4,000 | 4,000 | 4,000 | 20,000 |
| Total Costs: | \$0 | \$50,000 | \$50,000 | \$50,000 | \$50,000 | \$50,000 | \$250,000 |

Project Funding:

| <u>Funding Source:</u> | <u>Prior Years</u> | <u>2008-09</u> | <u>2009-10</u> | <u>2010-11</u> | <u>2011-11</u> | <u>2012-13</u> | <u>Total</u> |
|------------------------|--------------------|-----------------|-----------------|-----------------|-----------------|-----------------|------------------|
| TDA Article B | 0 | 50,000 | 0 | 0 | 0 | 0 | 50,000 |
| | 0 | 0 | 0 | 0 | 0 | 0 | 0 |
| | 0 | 0 | 0 | 0 | 0 | 0 | 0 |
| | 0 | 0 | 0 | 0 | 0 | 0 | 0 |
| | 0 | 0 | 0 | 0 | 0 | 0 | 0 |
| | 0 | 0 | 0 | 0 | 0 | 0 | 0 |
| | 0 | 0 | 0 | 0 | 0 | 0 | 0 |
| | 0 | 0 | 0 | 0 | 0 | 0 | 0 |
| Priority Unfunded | 0 | 0 | 50,000 | 50,000 | 50,000 | 50,000 | 200,000 |
| Total Costs: | \$0 | \$50,000 | \$50,000 | \$50,000 | \$50,000 | \$50,000 | \$250,000 |

Impact On Operations: None.

Project Location:
Citywide.



Description: This project will design roadway improvements to enhance safety at various locations. Projects may include improvements such as guardrails, signage and striping, median modifications and traffic signal modifications.

Justification: Each year the City dedicates a portion of the capital budget for this effort. This annual commitment allows the City's traffic engineers to implement mitigation measures at locations where an analysis has determined that such measures may improve public safety.

Project Status: Approved. **Department:** Public Works **Project Supervisor:** Andrew Yi

Project Cost Est. (\$):

| <u>Expenditure/Category:</u> | <u>Prior Years</u> | <u>2008-09</u> | <u>2009-10</u> | <u>2010-11</u> | <u>2011-12</u> | <u>2012-13</u> | <u>Total</u> |
|------------------------------|--------------------|-----------------|-----------------|-----------------|-----------------|-----------------|------------------|
| Environ/NPDES | 0 | 2,000 | 2,000 | 2,000 | 2,000 | 2,000 | 10,000 |
| Design/Plan Review | 0 | 4,000 | 4,000 | 4,000 | 4,000 | 4,000 | 20,000 |
| Right-of-Way | 0 | 0 | 0 | 0 | 0 | 0 | 0 |
| Construction | 0 | 40,000 | 40,000 | 40,000 | 40,000 | 40,000 | 200,000 |
| Inspection & Admin | 0 | 0 | 0 | 0 | 0 | 0 | 0 |
| Contingency | 0 | 4,000 | 4,000 | 4,000 | 4,000 | 4,000 | 20,000 |
| Total Costs: | \$0 | \$50,000 | \$50,000 | \$50,000 | \$50,000 | \$50,000 | \$250,000 |

Project Funding:

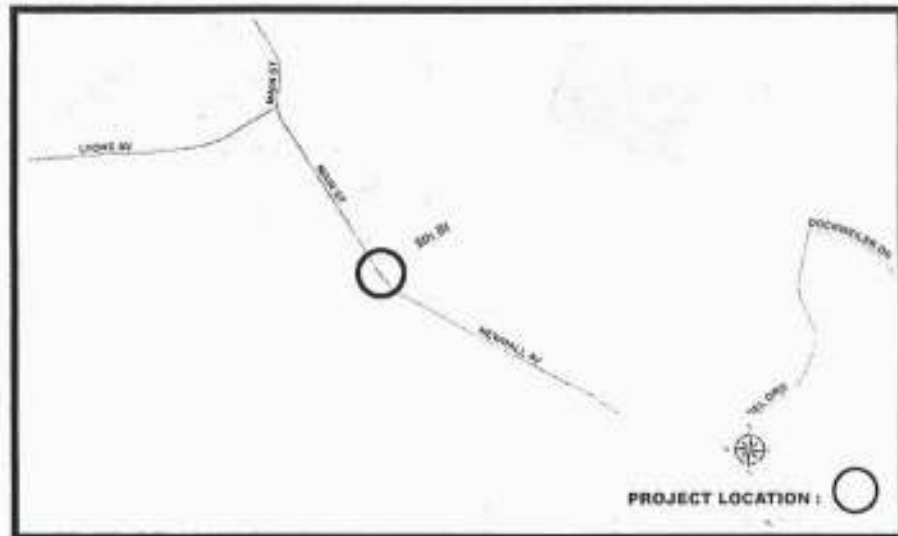
| <u>Funding Source:</u> | <u>Prior Years</u> | <u>2008-09</u> | <u>2009-10</u> | <u>2010-11</u> | <u>2011-11</u> | <u>2012-13</u> | <u>Total</u> |
|--------------------------|--------------------|-----------------|-----------------|-----------------|-----------------|-----------------|------------------|
| Gas Tax | 0 | 16,591 | 0 | 0 | 0 | 0 | 16,591 |
| TDA Article 8 | 0 | 8,409 | 0 | 0 | 0 | 0 | 8,409 |
| Streetlight Maint. Dist. | 0 | 25,000 | 0 | 0 | 0 | 0 | 25,000 |
| | 0 | 0 | 0 | 0 | 0 | 0 | 0 |
| | 0 | 0 | 0 | 0 | 0 | 0 | 0 |
| | 0 | 0 | 0 | 0 | 0 | 0 | 0 |
| | 0 | 0 | 0 | 0 | 0 | 0 | 0 |
| Priority Unfunded | 0 | 0 | 50,000 | 50,000 | 50,000 | 50,000 | 200,000 |
| Total Costs: | \$0 | \$50,000 | \$50,000 | \$50,000 | \$50,000 | \$50,000 | \$250,000 |

Impact On Operations: None.

5TH STREET & NEWHALL AVENUE TRAFFIC CIRCLE

Project Number C2022

Project Location:
5th Street and Newhall Avenue.



Description: This effort will design a traffic circle at the intersection of 5th Street and Newhall Avenue. The traffic circle will allow for the smoother flow of traffic around the Old Town area of Newhall while creating a focal point to landscape and monument the entrance to Main Street. Future year effort will provide for construction and removal of the existing traffic signal.

Justification: The Downtown Newhall Specific Plan called for the renaming and reconfiguration of Main Street and Newhall Avenue in the area. This work necessitates a revision to the traffic patterns south of Old Town. The proposed traffic circle implements that element.

Project Status: Approved. **Department:** Planning & Economic Development **Project Supervisor:** Chris Price

Project Cost Est. (\$):

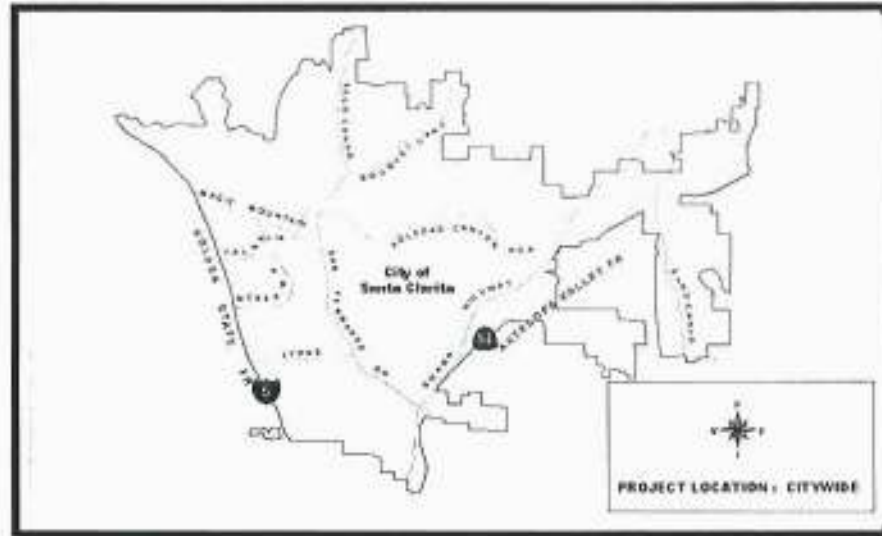
| <u>Expenditure/Category:</u> | <u>Prior Years</u> | <u>2008-09</u> | <u>2009-10</u> | <u>2010-11</u> | <u>2011-12</u> | <u>2012-13</u> | <u>Total</u> |
|------------------------------|--------------------|-----------------|----------------|----------------|----------------|----------------|-----------------|
| Environ/NPDES | 0 | 0 | 0 | 0 | 0 | 0 | 0 |
| Design/Plan Review | 0 | 75,000 | 0 | 0 | 0 | 0 | 75,000 |
| Right-of-Way | 0 | 0 | 0 | 0 | 0 | 0 | 0 |
| Construction | 0 | 0 | 0 | 0 | 0 | 0 | 0 |
| Inspection & Admin | 0 | 0 | 0 | 0 | 0 | 0 | 0 |
| Contingency | 0 | 0 | 0 | 0 | 0 | 0 | 0 |
| Total Costs: | \$0 | \$75,000 | \$0 | \$0 | \$0 | \$0 | \$75,000 |

Project Funding:

| <u>Funding Source:</u> | <u>Prior Years</u> | <u>2008-09</u> | <u>2009-10</u> | <u>2010-11</u> | <u>2011-11</u> | <u>2012-13</u> | <u>Total</u> |
|------------------------|--------------------|-----------------|----------------|----------------|----------------|----------------|-----------------|
| RDA | 0 | 75,000 | 0 | 0 | 0 | 0 | 75,000 |
| | 0 | 0 | 0 | 0 | 0 | 0 | 0 |
| | 0 | 0 | 0 | 0 | 0 | 0 | 0 |
| | 0 | 0 | 0 | 0 | 0 | 0 | 0 |
| | 0 | 0 | 0 | 0 | 0 | 0 | 0 |
| | 0 | 0 | 0 | 0 | 0 | 0 | 0 |
| | 0 | 0 | 0 | 0 | 0 | 0 | 0 |
| | 0 | 0 | 0 | 0 | 0 | 0 | 0 |
| Priority Unfunded | 0 | 0 | 0 | 0 | 0 | 0 | 0 |
| Total Costs: | \$0 | \$75,000 | \$0 | \$0 | \$0 | \$0 | \$75,000 |

Impact On Operations:

Project Location:
Citywide



Description: This effort will install updated overhead street signage at various intersections in the City. The signage will be easier to read and will be inclusive of a City icon, creating an identify for the City.

Justification: Installation of the overhead signage with the City icon will help create an identify for the City, and is consistent with the City's Beautification Master Plan.

Project Status: In progress. **Department:** Public Works **Project Supervisor:** Byron Moline

Project Cost Est. (\$):

| <u>Expenditure/Category:</u> | <u>Prior Years</u> | <u>2008-09</u> | <u>2009-10</u> | <u>2010-11</u> | <u>2011-12</u> | <u>2012-13</u> | <u>Total</u> |
|------------------------------|--------------------|------------------|----------------|----------------|----------------|----------------|------------------|
| Environ/NPDES | 0 | 0 | 0 | 0 | 0 | 0 | 0 |
| Design/Plan Review | 0 | 0 | 0 | 0 | 0 | 0 | 0 |
| Right-of-Way | 0 | 0 | 0 | 0 | 0 | 0 | 0 |
| Construction | 525,000 | 275,000 | 0 | 0 | 0 | 0 | 800,000 |
| Inspection & Admin | 19,000 | 10,000 | 0 | 0 | 0 | 0 | 29,000 |
| Contingency | 30,000 | 15,000 | 0 | 0 | 0 | 0 | 45,000 |
| Total Costs: | \$574,000 | \$300,000 | \$0 | \$0 | \$0 | \$0 | \$874,000 |

Project Funding:

| <u>Funding Source:</u> | <u>Prior Years</u> | <u>2008-09</u> | <u>2009-10</u> | <u>2010-11</u> | <u>2011-11</u> | <u>2012-13</u> | <u>Total</u> |
|--------------------------|--------------------|------------------|----------------|----------------|----------------|----------------|------------------|
| Developer | 300,000 | 0 | 0 | 0 | 0 | 0 | 300,000 |
| Gas Tax | 250,000 | 150,000 | 0 | 0 | 0 | 0 | 400,000 |
| General Fund | 24,000 | 0 | 0 | 0 | 0 | 0 | 24,000 |
| Streetlight Maint. Dist. | 0 | 150,000 | 0 | 0 | 0 | 0 | 150,000 |
| | 0 | 0 | 0 | 0 | 0 | 0 | 0 |
| | 0 | 0 | 0 | 0 | 0 | 0 | 0 |
| | 0 | 0 | 0 | 0 | 0 | 0 | 0 |
| Priority Unfunded | 0 | 0 | 0 | 0 | 0 | 0 | 0 |
| Total Costs: | \$574,000 | \$300,000 | \$0 | \$0 | \$0 | \$0 | \$874,000 |

Impact On Operations: None.

